



*HARMONISED EUROPEAN SOLUTIONS FOR  
TESTING AUTOMATED ROAD TRANSPORT*

*THE HEADSTART approach*

Virtual, 9 -10 September



**Álvaro Arrúe**  
Applus IDIADA



# Outline

- Safety assurance state-of-the-art
- The HEADSTART methodology
- The HEADSTART procedure
- Conclusions and next steps

# Research projects that include CAV testing and safety assurance topics

**Other projects:**

- ✓ HoliSec
- ✓ MuCCA
- ✓ PROSPECT
- ✓ ESCAPE
- ✓ SetLevel4to5
- ✓ SAM
- ✓ Cooperative driving at traffic intersections
- ✓ Grand Cooperative Driving Challenge
- ✓ Coordination of CAVs over 5G
- ✓ ADAS & me
- ✓ Verification and Validation
- ✓ SAFE-UP

# Initiatives involving safety assurance

- CAD initiatives of interest for HEADSTART
- 22 relevant initiatives found
- Classification into several topics:

## Manufacturers associations

**JAMA** Japan Automobile Manufacturers Association, Inc.



ACEA

European Automobile Manufacturers Association

**PFA** FILIÈRE AUTOMOBILE & MOBILITÉS

**@OICA**

## Public authorities



National Transport Commission **ntc**



**UNECE**

## KETs

**5GAA** Automotive Association



**CAR 2 CAR** COMMUNICATION CONSORTIUM

## Consumer testing

FOR SAFER CARS  
**EURO NCAP**

## Other relevant initiatives



**EATA** European Automotive and Telecom Alliance



**ECSEL JU**



**EGVI** European Green Vehicles Initiative



Australia & New Zealand Driverless Vehicle Initiative

**CETRAN**



EUROPEAN TRUCK PLATOONING



戦略的イノベーション創造プログラム



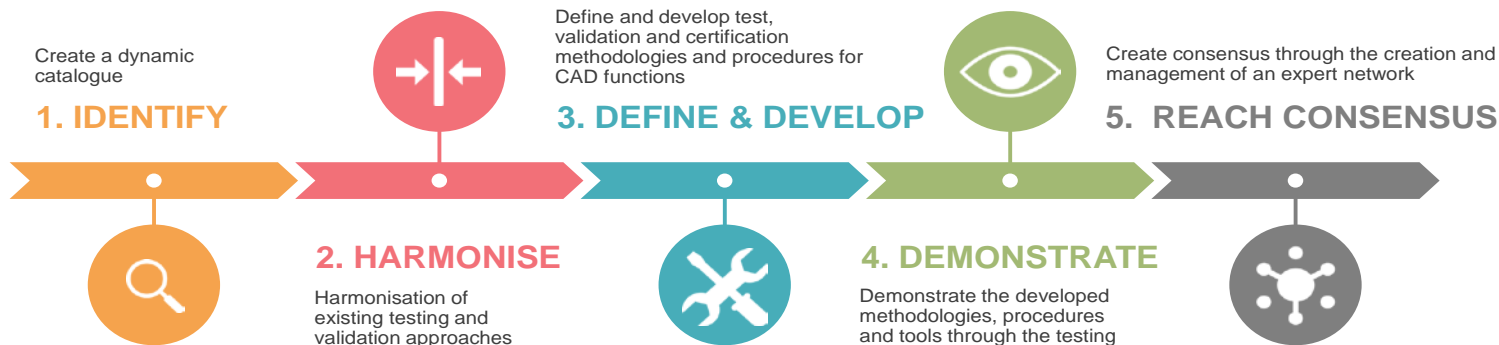
American Center for Mobility  
CONNECTED. AUTOMATED. VALIDATED.

Nouvelle France Industrielle (NFI)

# The HEADSTART project

HEADSTART will define testing and validation procedures of CAD functions including:

- its key enabling technologies (i.e. communication, cyber-security, positioning)
- by cross-linking of all test instances such as simulation, proving ground and real world field tests
- to validate safety and security performance according to the needs of key user groups (technology developers, consumer testing and type approval)



# HEADSTART Consortium

- ✓ 7 research centres
- ✓ 2 Technical services
- ✓ 3 Euro NCAP laboratories
- ✓ 4 OEMs
- ✓ 2 Tier-1s
- ✓ 3 coordinators of H2020 ART calls



This project has received funding from the European Union's Horizon 2020 research and innovation programme under grant agreement No 824309.

# Technical Results up to M18

## List of Deliverables M1 – M18

Del. #	Deliverable Title	Leader
D1.1	State of innovation of existing initiatives and gap analysis	IKA
D1.2	Stakeholders and user group needs	VEDECOM
D1.3	Technical and functional requirements for KETs	SAFER
D1.4	Functional requirements of selected use cases	SAFER
D2.1	Common methodology for test, validation and certification	IKA
D2.2	Extension of the common methodology for the HEADSTART KETs	CRF
D3.1	Procedure pipeline definition	Virtual Vehicle

All finished deliverables available in  
[www.headstart-project.eu](http://www.headstart-project.eu)

# Outline

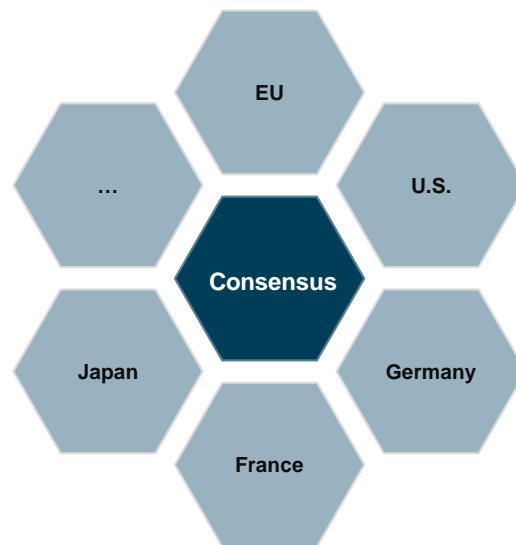
- Safety assurance state-of-the-art
- The HEADSTART methodology
- The HEADSTART procedure
- Conclusions and next steps



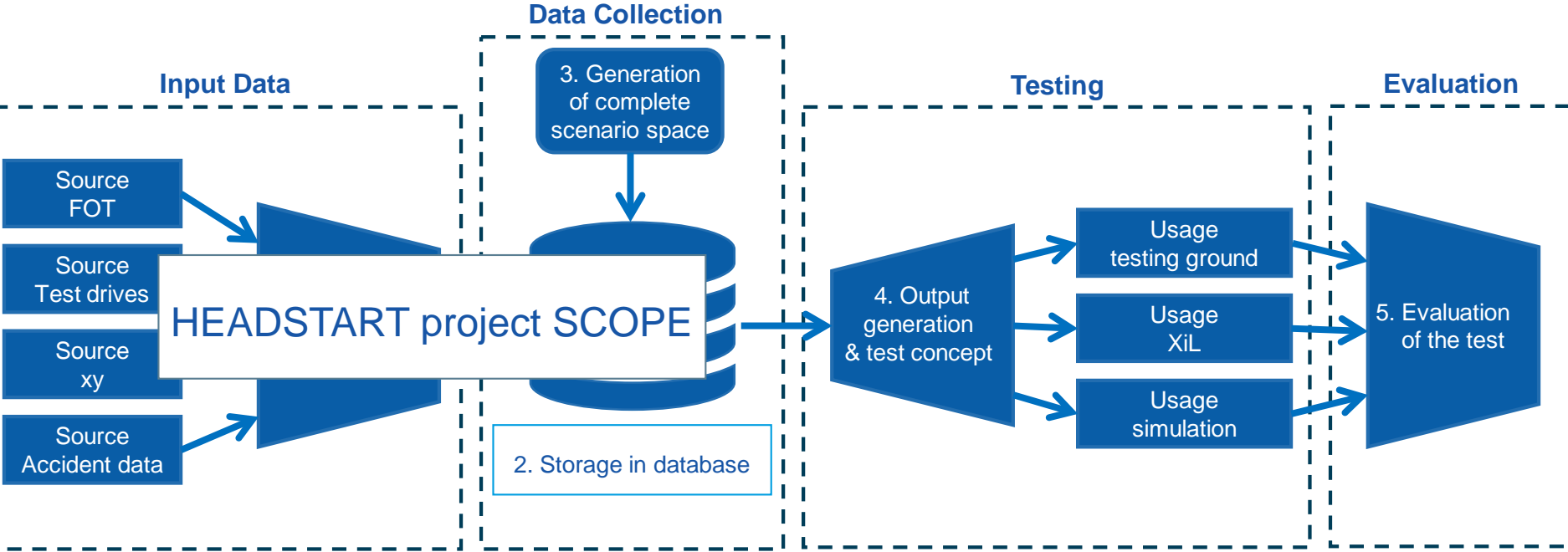
# HEADSTART Methodology approach

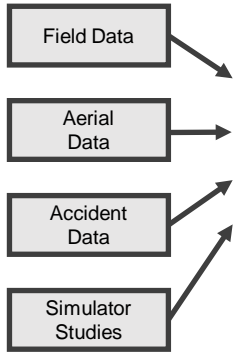
Where does the HEADSTART Methodology come from?

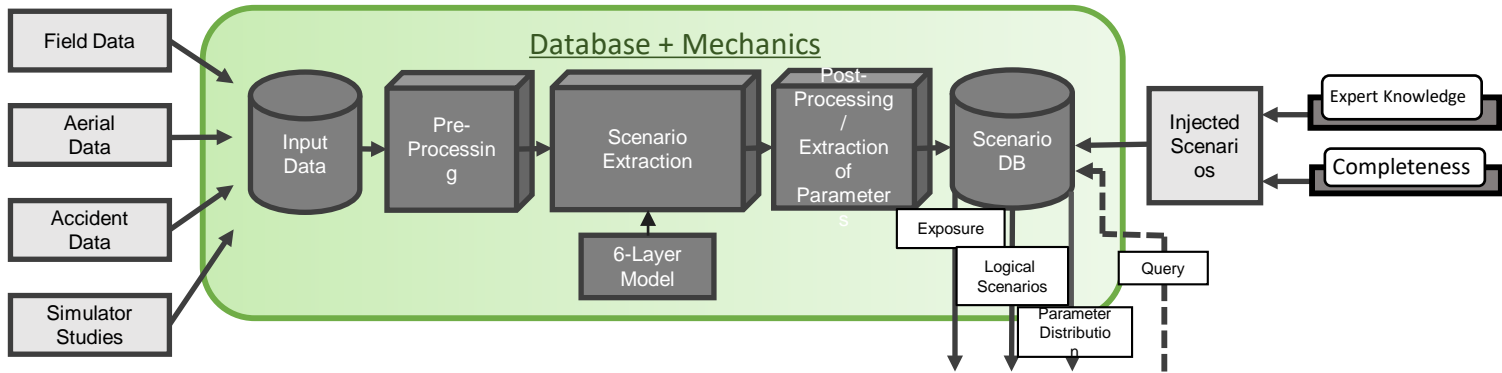
- ✓ State of the art analysis of international and national projects
- ✓ **Harmonization** of present and past projects
- ✓ Utilizing **common databases** to analyse data
- ✓ Testing of selected **relevant scenarios**
  
- ✓ **Inputs from:** PEGASUS, MOOVE, SAKURA, STREETWISE, ENABLE-S3 and many other projects...
  - ✓ Can be found in D1.1, D1.2, D1.3 and D1.4
  - ✓ [www.headstart-project.eu](http://www.headstart-project.eu)

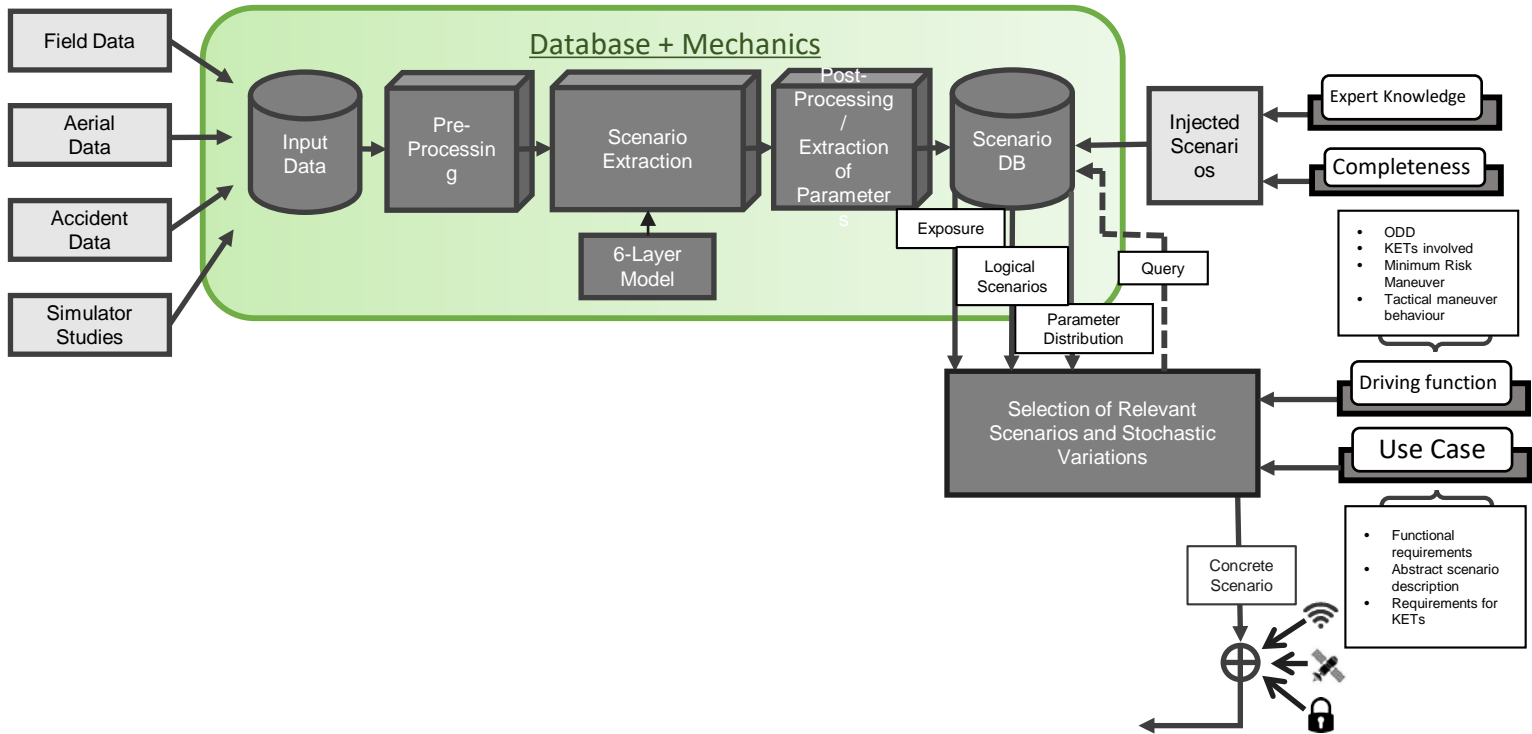


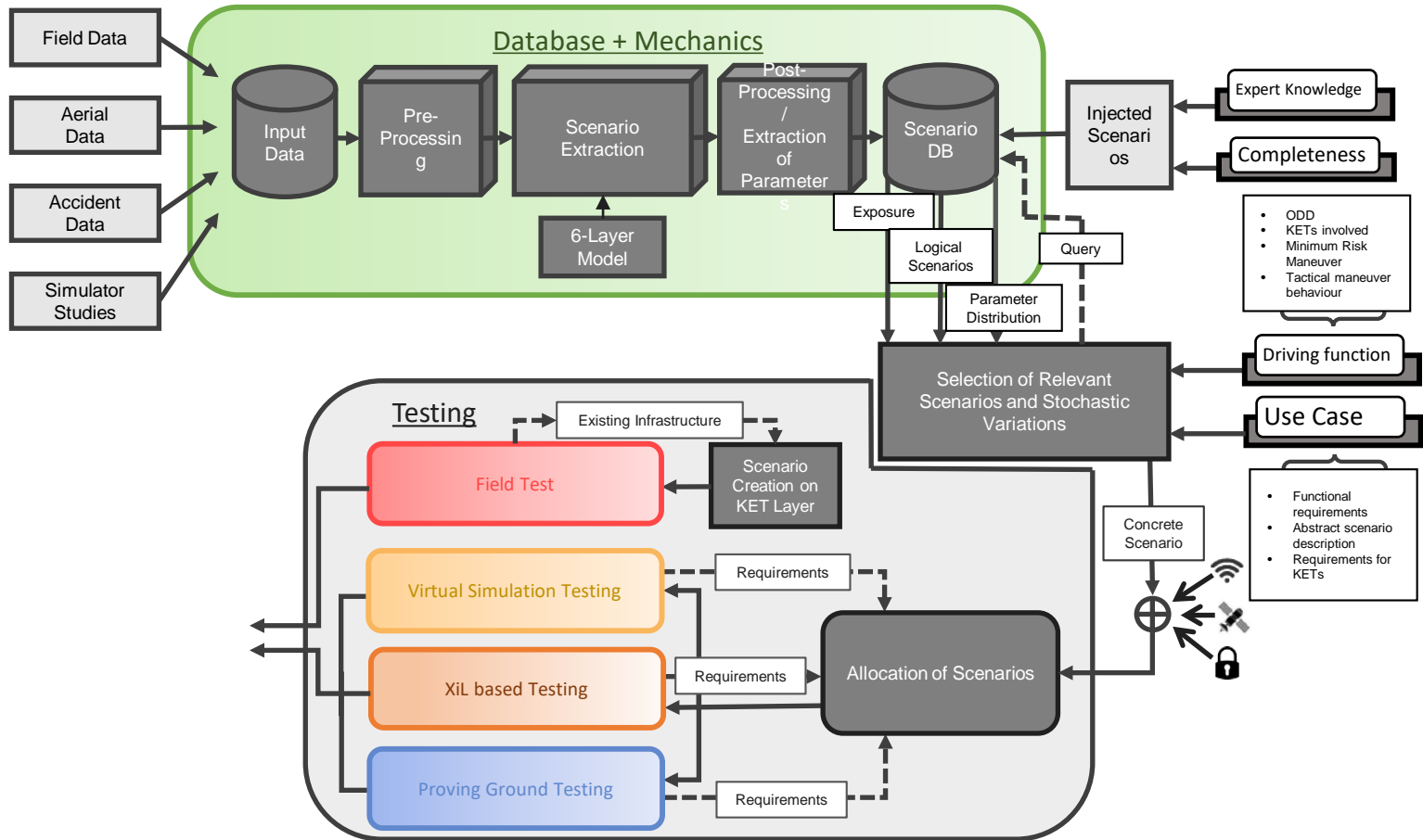
# Overall Methodology

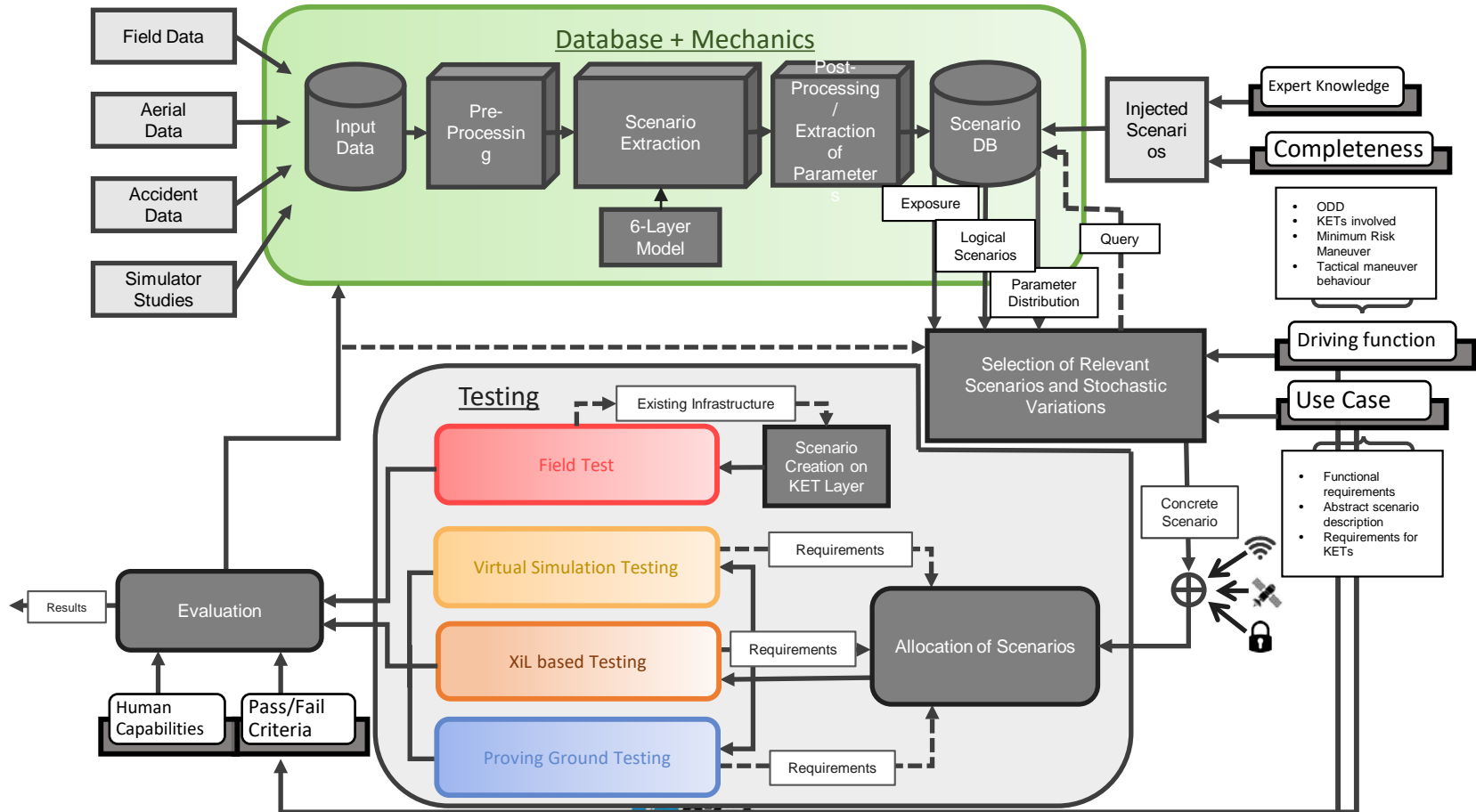












# Open Scenario – Open Drive

Layer 6


Layer 5

Layer 4

Layer 3

Layer 2

Layer 1



## Digital information

e.g. V2X information on traffic signals, digital map data

## Environmental conditions

e.g. Light situation, weather (rain, snow, fog)

## Moving Objects (4a → Ego ; 4b → Others)

e.g. Vehicles, pedestrians, other moving objects

## Temporal modifications and events

e.g. Road construction, traffic cones, fallen trees

## Road furniture and Rules

e.g. Traffic signs, railguards, lane rules, bot dots

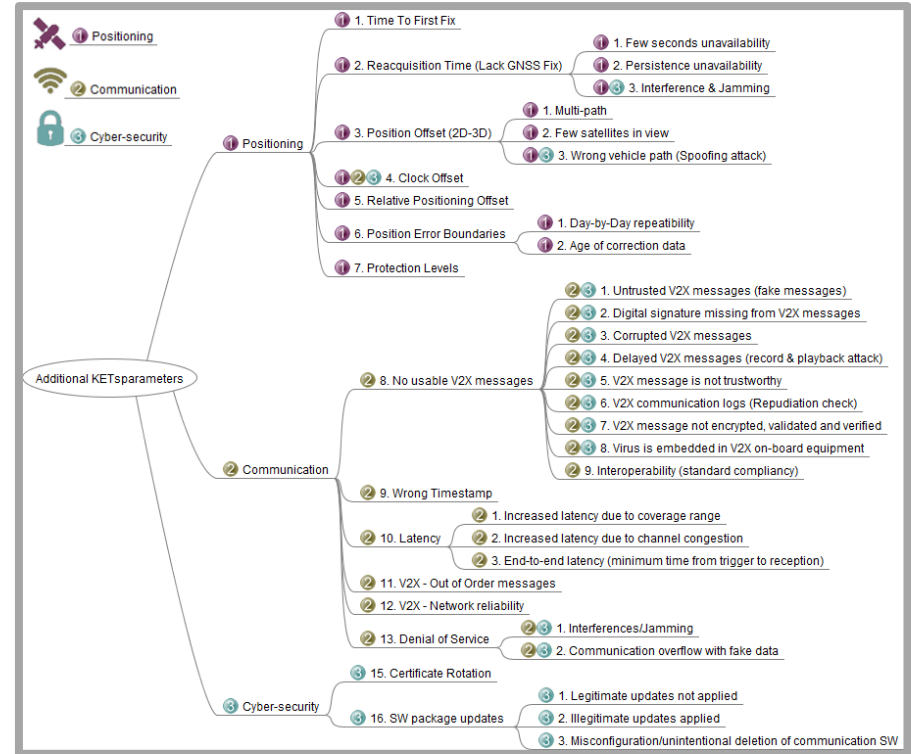
## Road layer

e.g. Road geometry, road unevenness, lane logic

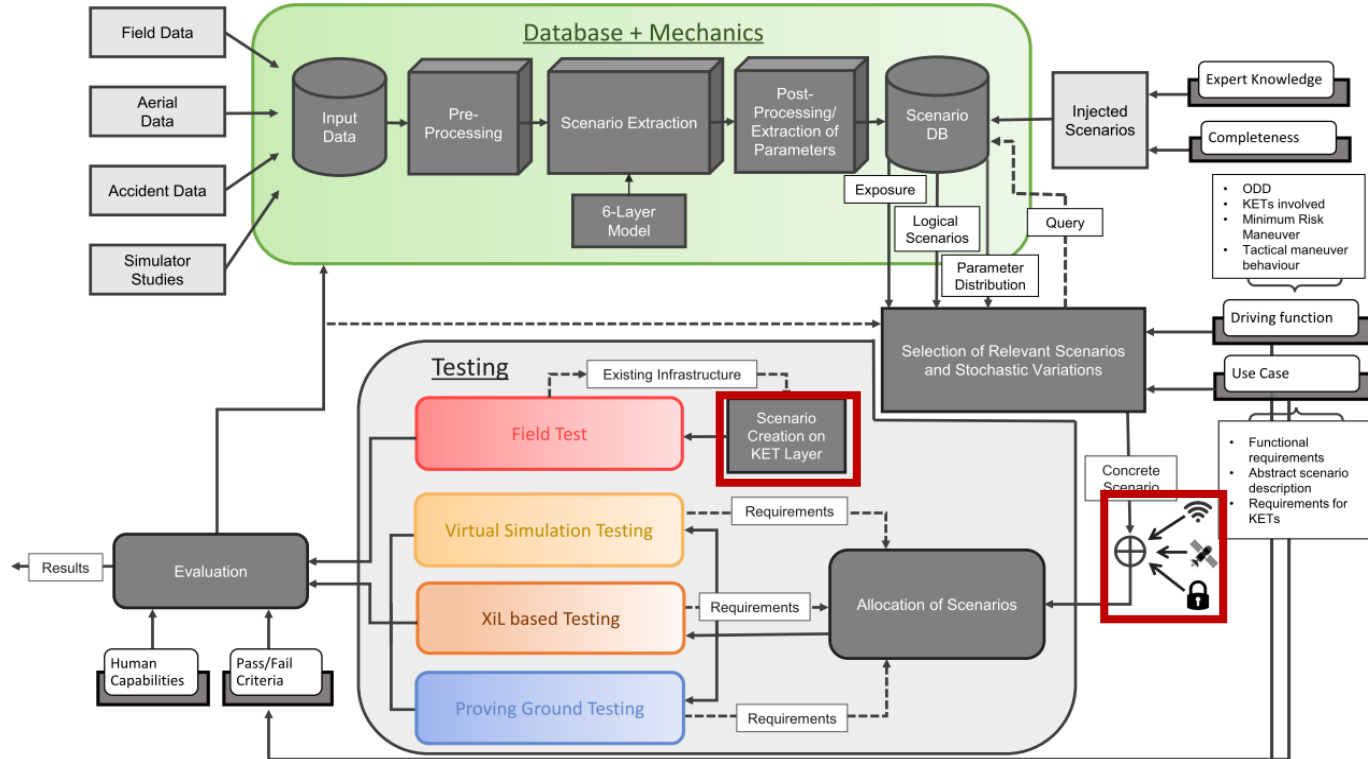


# KETs within the methodology

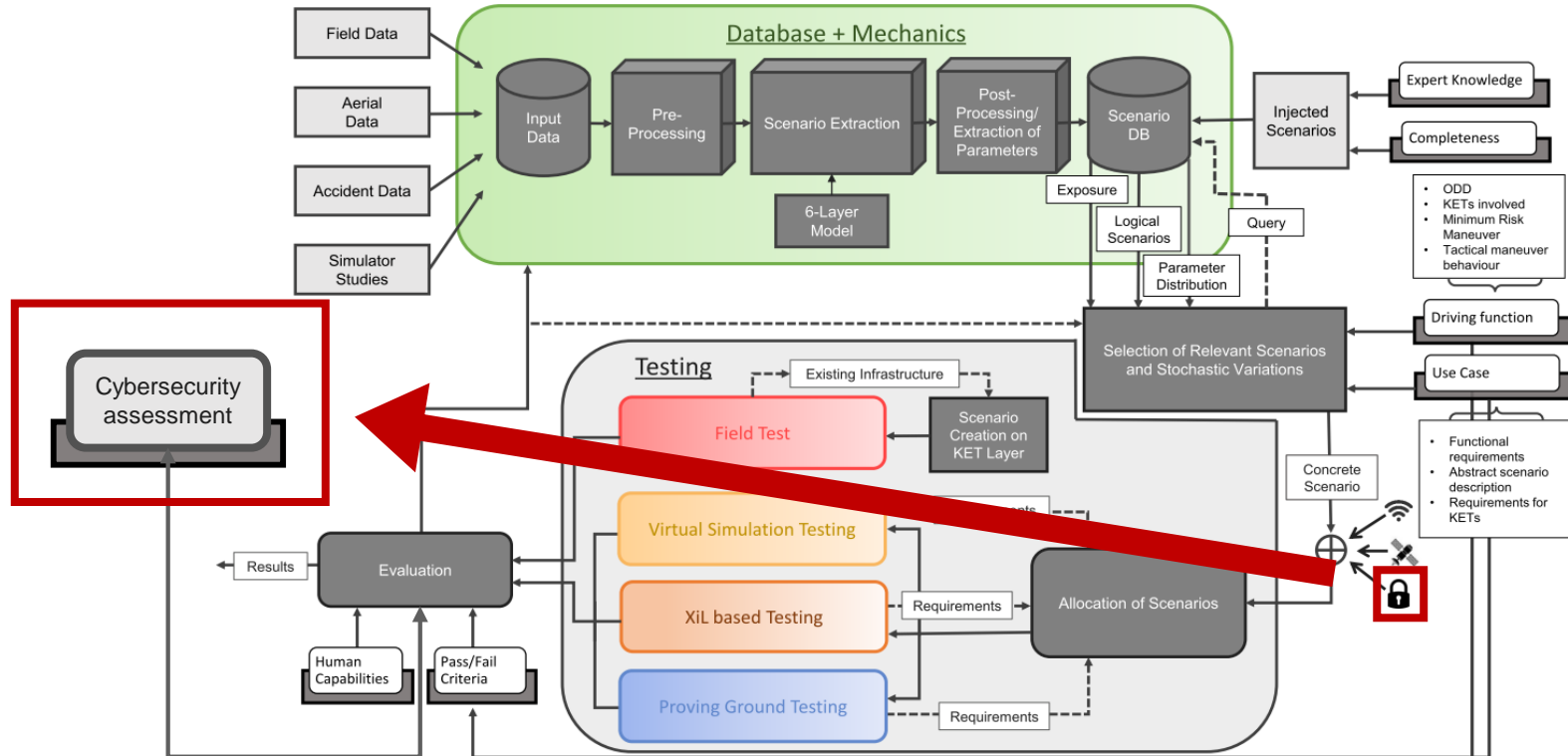
- New information channels
  - V2X communication
  - Positioning dependent on other Layers
- Adding new parameters to be tested
  - Top-Level parameters to be arbitrary from the used hardware
  - Use V2X as “Sensor”
- Cyber-Security needs to be treated in a special way
  - Special treatment for in-depth analysis



# KETs within the methodology



# KETs within the methodology



# Outline

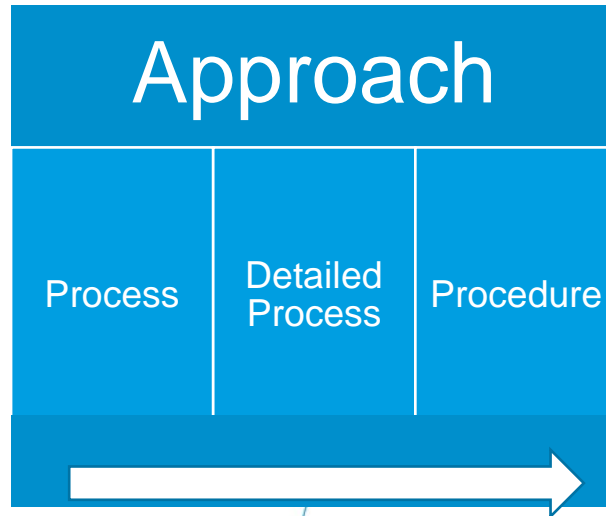
- Safety assurance state-of-the-art
- The HEADSTART methodology
- The HEADSTART procedure
- Conclusions and next steps

# Process vs. Procedure

- ✓ **A process** is a set of interrelated or interacting activities which transforms inputs into outputs. It's about **what to do**.
- ✓ **A procedure** is a specified way to carry out an activity or a process. It's about **how to do it**.



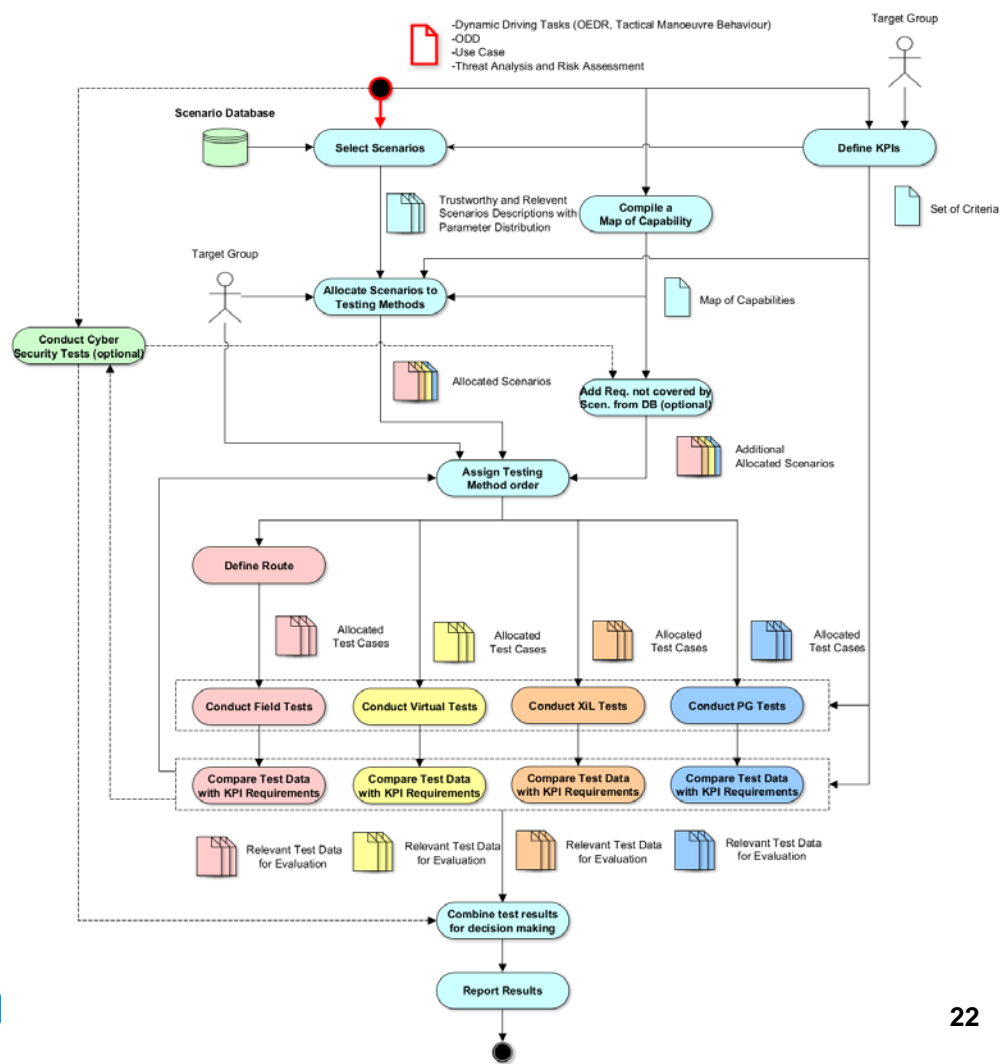
Methodology



Deliverable 3.1

# High-Level Process

- ✓ Scenario Selection
- ✓ Scenario Allocation
- ✓ Testing Method Coordination
- ✓ Field Testing
- ✓ Virtual Testing
- ✓ XiL Testing
- ✓ Proving Ground Testing
- ✓ Cyber Security
- ✓ Evaluation

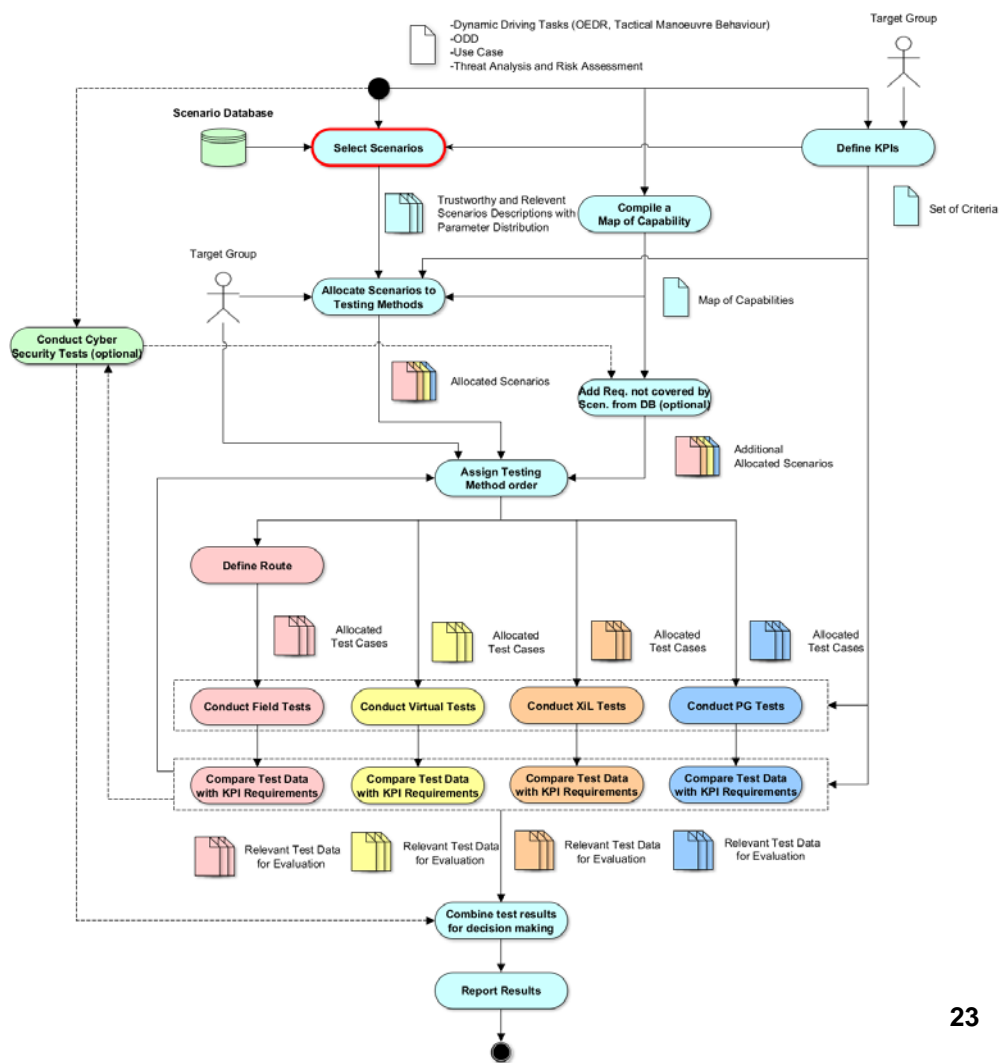


# High-Level Process

## Selected Example

### ✓ Scenario Selection

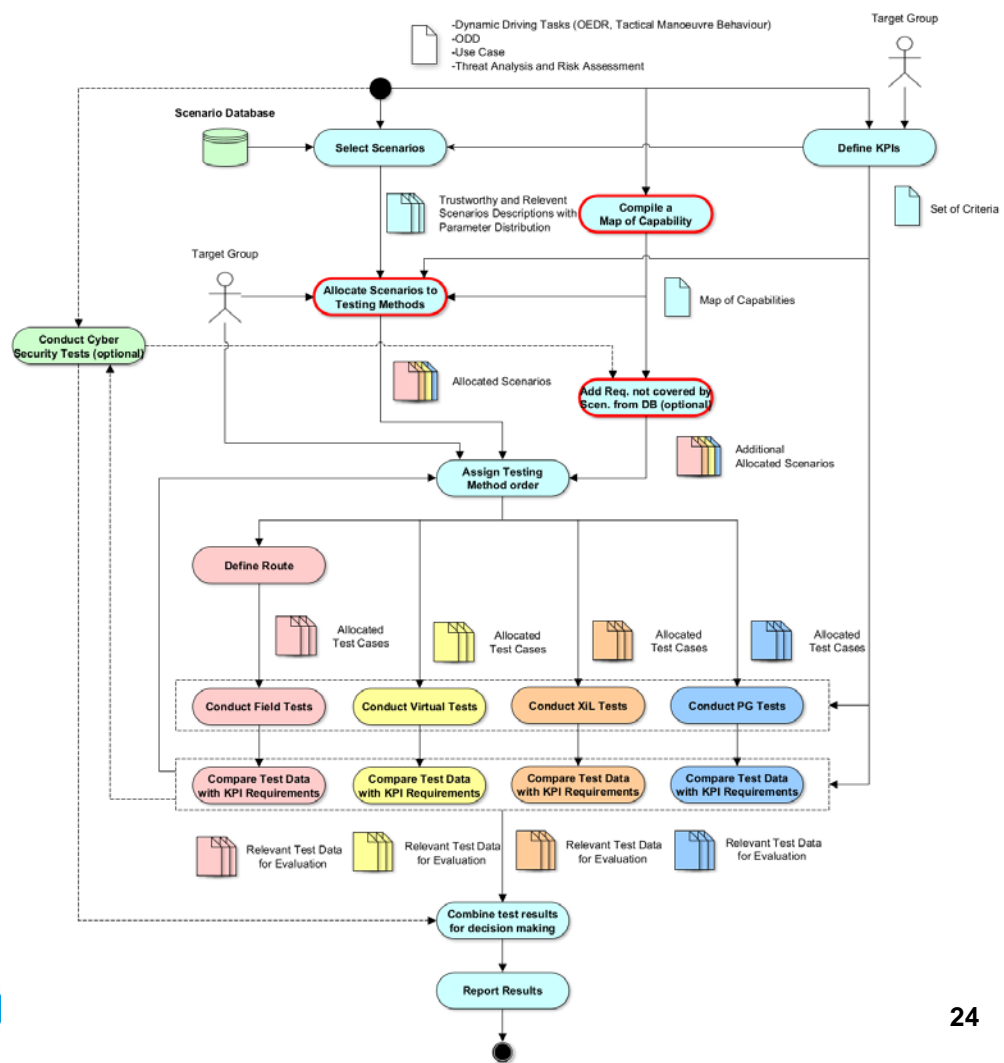
- Define a query
- Extract scenarios from database
- Include additional scenarios if ODD/functionalities are not sufficiently covered
- Assess relevance of parameters
- Make feasibility checks



# High-Level Process

## ✓ Scenario Allocation

- Define capabilities of the testing methods
- Compare capabilities of testing methods with requirements of scenarios
- Allocate scenarios to testing methods
- If additional requirements available
  - add them to available scenarios if possible
  - or create separate scenarios



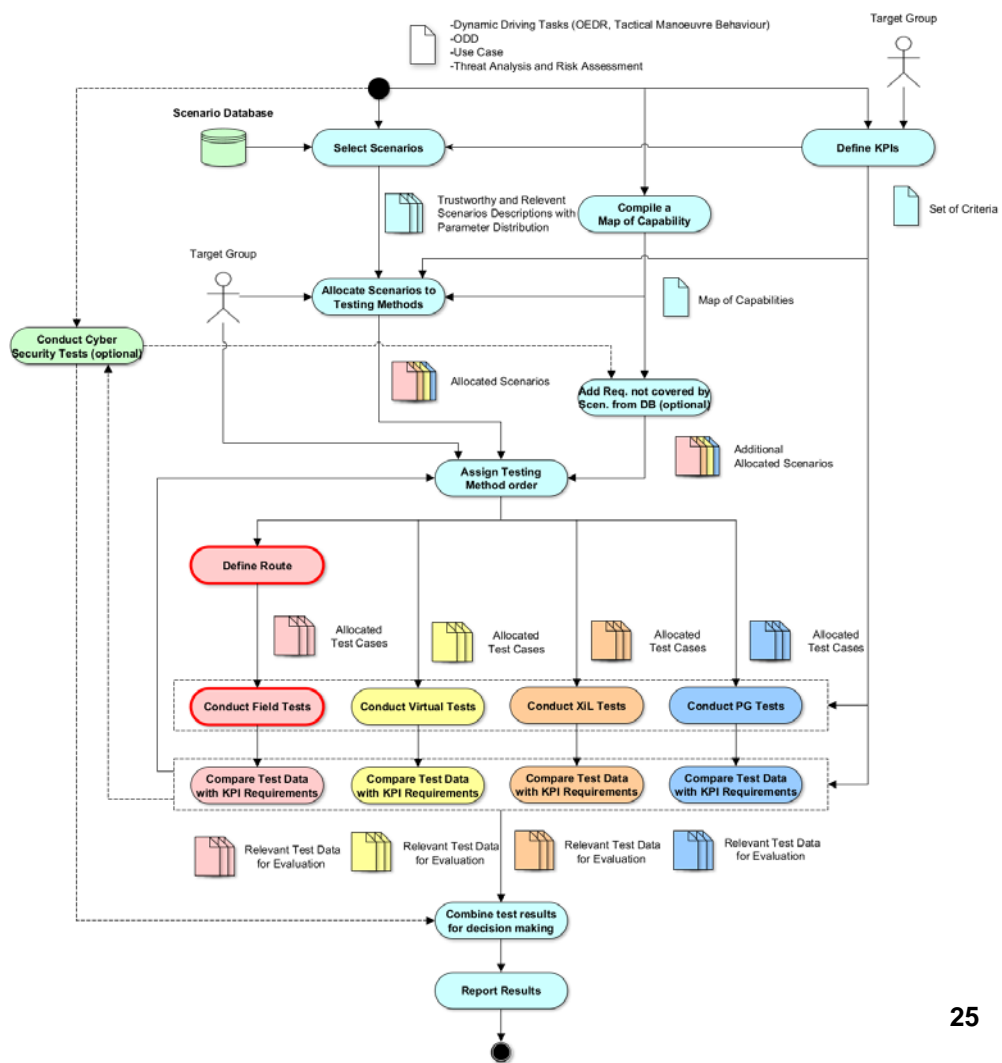


# High-Level Process

## Selected Example

### ✓ Field Testing

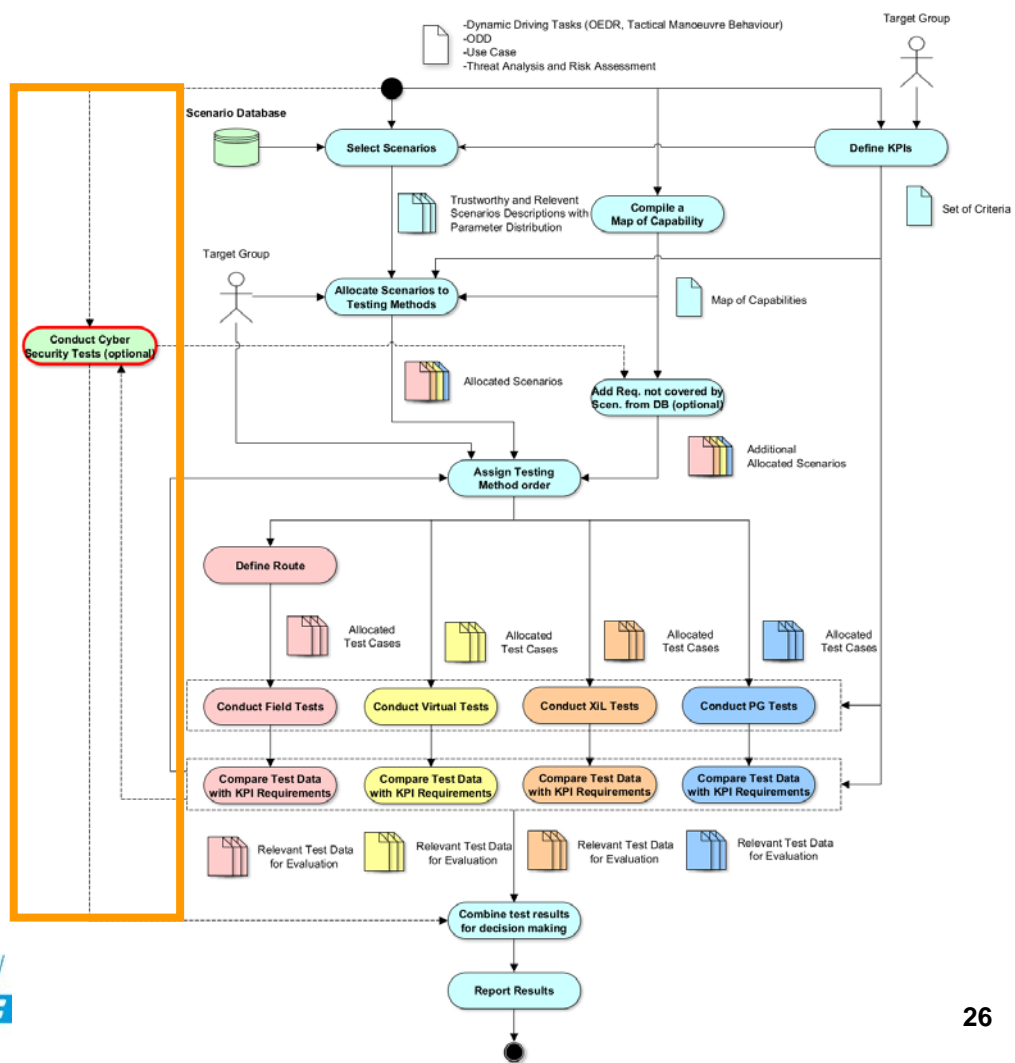
- Define route
- Prepare testing strategy, equipment and infrastructure
- Conduct field tests
- Compare test data with KPI requirements



# High-Level Process

## ✓ Cybersecurity

- Optional side branch
- **Based on common criteria**
- Linked to the scenario allocation phase for additional requirements that can be allocated to testing methods

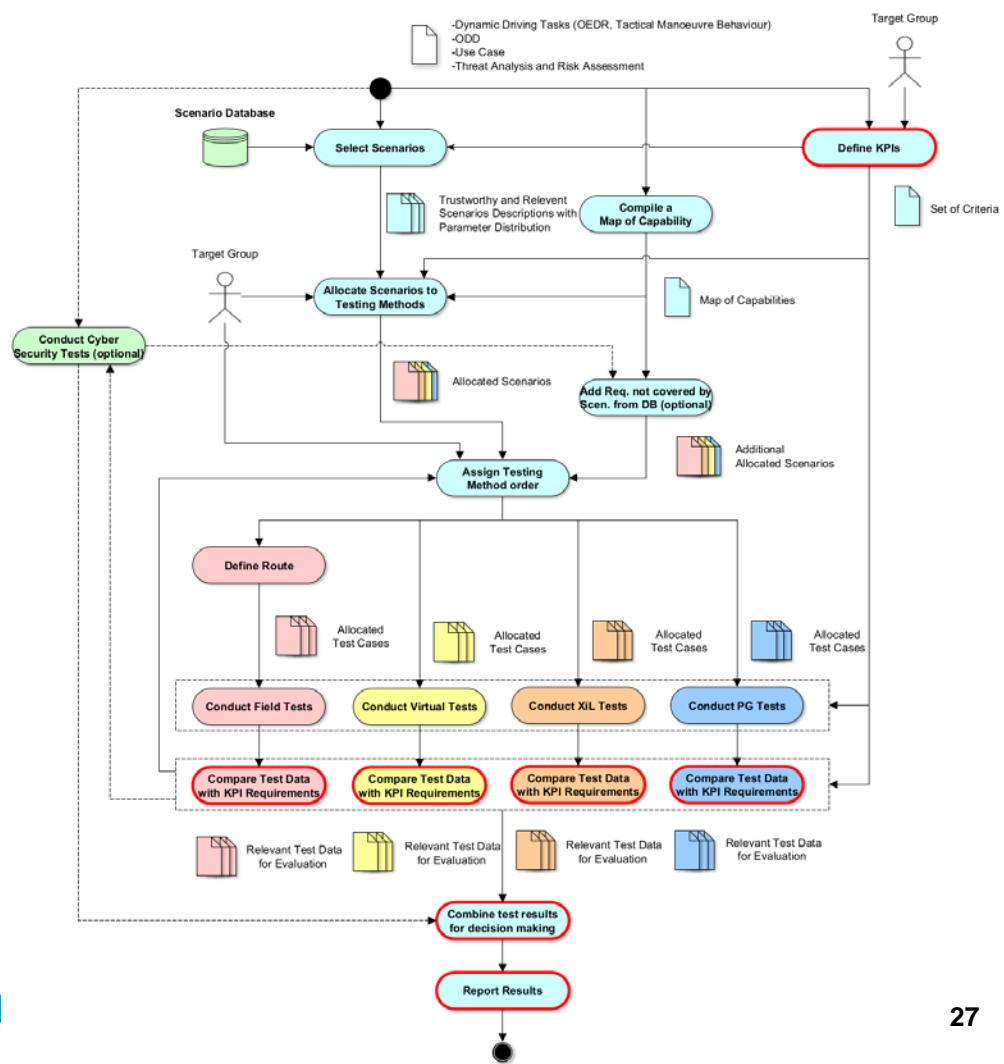


# High-Level Process

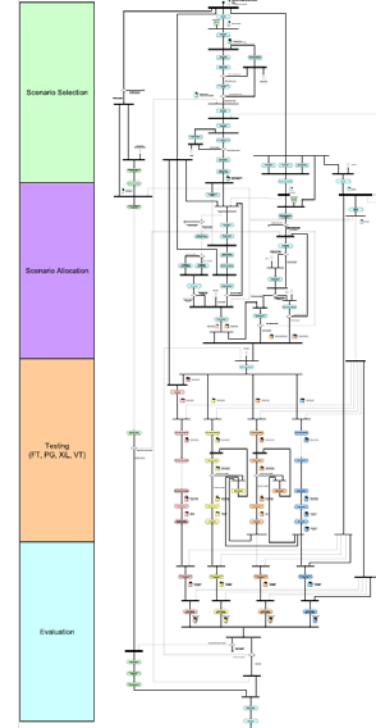
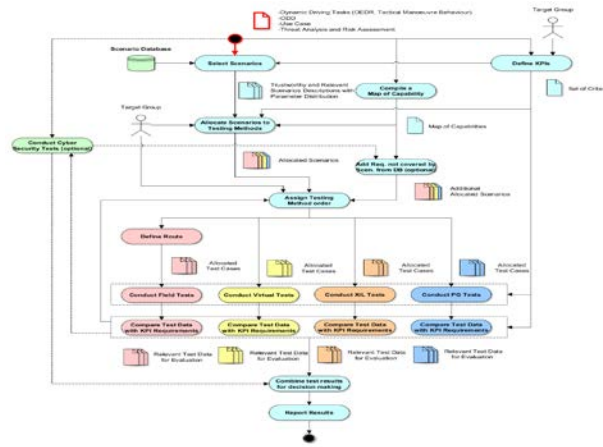
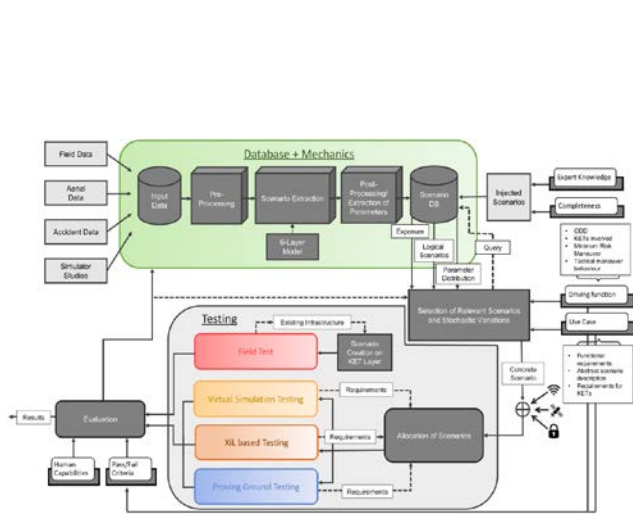
## Selected Example

### ✓ Evaluation

- Define key performance indicators (KPIs)
- Define KPI verification
- Compare test data with KPI requirements (for each testing method)
- Combine test results for evaluation



# Methodology and procedure in a nutshell



# Outline

- The HEADSTART
- The HEADSTART methodology
- The HEADSTART procedures
- Conclusions and next steps

# Conclusions

- ✓ The HEADSTART Methodology is a living process
  - Need for expert input to refine the methodology is welcomed
  - KETs have been considered in the whole process
  - Keep the Methodology harmonized and applicable for different databases
- ✓ Harmonization necessary for current and future technologies
  - Some KETS are naturally integrated (V2X + positioning)
  - Some require specific paths (cybersecurity)
  - Include other technologies in the process: e.g. human factors
- ✓ Standardisation efforts
  - Cooperation on Open Scenario extension/enhancement is ongoing
  - ODD description, scenario DBs queries still require standardisation

# Cooperate with HEADSTART

## EXPERT GROUP PARTICIPATION

- Join as associated partner and our expert group
- Join the discussion group of your interest:
  - Cyber-security
  - Communications (V2X)
  - Positioning
  - Scenario selection
  - Consumer testing (NCAP)
  - Type approval
- Provide needs and requirements and evaluate

## JOINT TESTING ACTION

- ✓ Joint cooperation between both projects for testing validation and certification purposes
- ✓ Align your project with the harmonized methodology and tools developed within HEADSTART
- ✓ Become one of our use cases!

Please let us know about your interest and join our distribution list.

Website: [www.headstart-project.eu](http://www.headstart-project.eu)

Contact: [info@headstart-project.eu](mailto:info@headstart-project.eu)



Thank you for your kind attention.

Álvaro Arrúe  
Aplus IDIADA  
Alvaro.arrue@idiada.com

Aplus<sup>+</sup>  
IDIADA



This project has received funding from the European Union's Horizon 2020 research and innovation programme under grant agreement No 723051.



# Colours

## Primary colours

R 0  
G 158  
B 255

R 109  
G 207  
B 246

R 199  
G 234  
B 251

R 0  
G 0  
B 0

R 109  
G 110  
B 113

R 230  
G 231  
B 232

## Secondary colours

R 0  
G 105  
B 145

R 198  
G 63  
B 57